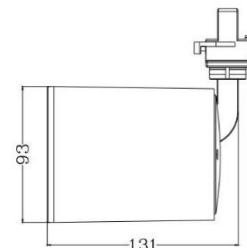
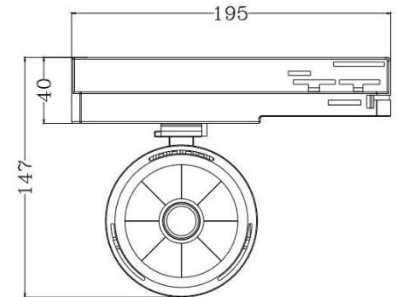


Track light

Mio

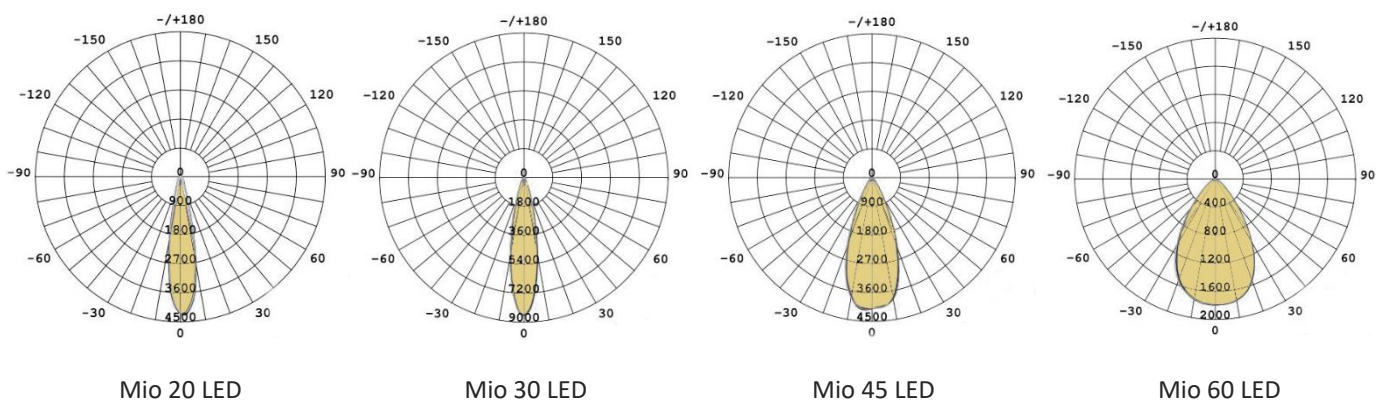
AVA TECH

Type of luminaire	track light
Application areas	Accent lighting
Mounting	3P Power Track
Pan/tilt range	355°/90°
Supply unit	LED Driver integrated (LED Driver DALI on request)
Nominal voltage	220V, 50Hz
System performance	18 W, 22 W, 27 W
Lighting technology	LED COB
Optic	Aluminum reflector MIRO-Silver®
Beam angle	20°, 30°, 45°, 60°
Luminous Flux	1690 - 4077 lm
Light colour	2700 K, 3000 K, 3500, 4000 K, 5000K
CRI	80 - 97
Power factor	0,95
Protection rating	IP20
Cooling	passive
Body	Cast aluminum
Body colour	black, white, Special colours on request
Weight	1 kg
Life time	50 000 hours
Warranty	5 years/50 000 hours
Certificates	UA, CE



Dimensions

Beam angle options



Technical details, as well as size and weight parameters were prepared as accurately as possible. All dimensions in mm. LED Lifetime Information - L90 / B10 at 25 ° C ambient temperature. A tolerance of +/- 10% applies to luminous flux and performance characteristics. Minimum color rendering indices Ra > 80 / > 90. Product images are used as an example and may differ from the original. We reserve the right to make changes in order to improve the product.

Ordering information

Model	Beam angle	System performance	CRI	Light colour White	Luminous Flux
20 LED 18W/827 W 20 LED 18W/827 B	20°	18 W	80	2700 K	1930 lm
20 LED 18W/830 W 20 LED 18W/830 B	20°	18 W	80	3000 K	2310 lm
20 LED 18W/835 W 20 LED 18W/835 B	20°	18 W	80	3500 K	2520 lm
20 LED 18W/840 W 20 LED 18W/840 B	20°	18 W	80	4000 K	2718 lm
20 LED 18W/850 W 20 LED 18W/850 B	20°	18 W	80	5000 K	2718 lm
30 LED 18W/827 W 30 LED 18W/827 B	30°	18 W	80	2700 K	1930 lm
30 LED 18W/830 W 30 LED 18W/830 B	30°	18 W	80	3000 K	2310 lm
30 LED 18W/835 W 30 LED 18W/835 B	30°	18 W	80	3500 K	2520 lm
30 LED 18W/840 W 30 LED 18W/840 B	30°	18 W	80	4000 K	2718 lm
30 LED 18W/850 W 30 LED 18W/850 B	30°	18 W	80	5000 K	2718 lm
40 LED 18W/827 W 40 LED 18W/827 B	40°	18 W	80	2700 K	1930 lm
40 LED 18W/830 W 40 LED 18W/830 B	40°	18 W	80	3000 K	2310 lm
40 LED 18W/835 W 40 LED 18W/835 B	40°	18 W	80	3500 K	2520 lm
40 LED 18W/840 W 40 LED 18W/840 B	40°	18 W	80	4000 K	2718 lm
40 LED 18W/850 W 40 LED 18W/850 B	40°	18 W	80	5000 K	2718 lm
60 LED 18W/827 W 60 LED 18W/827 B	60°	18 W	80	2700 K	1930 lm
60 LED 18W/830 W 60 LED 18W/830 B	60°	18 W	80	3000 K	2310 lm
60 LED 18W/835 W 60 LED 18W/835 B	60°	18 W	80	3500 K	2520 lm
60 LED 18W/840 W 60 LED 18W/840 B	60°	18 W	80	4000 K	2718 lm
60 LED 18W/850 W 60 LED 18W/850 B	60°	18 W	80	5000 K	2718 lm
20 LED 22W/827 W 20 LED 22W/827 B	20°	22 W	80	2700 K	2359 lm
20 LED 22W/830 W 20 LED 22W/830 B	20°	22 W	80	3000 K	2823 lm
20 LED 22W/835 W 20 LED 22W/835 B	20°	22 W	80	3500 K	3080 lm
20 LED 22W/840 W 20 LED 22W/840 B	20°	22 W	80	4000 K	3322 lm
20 LED 22W/850 W 20 LED 22W/850 B	20°	22 W	80	5000 K	3322 lm

Technical details, as well as size and weight parameters were prepared as accurately as possible. All dimensions in mm. LED Lifetime Information - L90 / B10 at 25 ° C ambient temperature. A tolerance of +/- 10% applies to luminous flux and performance characteristics. Minimum color rendering indices Ra > 80 / > 90. Product images are used as an example and may differ from the original. We reserve the right to make changes in order to improve the product.

Ordering information

Model	Beam angle	System performance	CRI	Light colour White	Luminous Flux
30 LED 22W/827 W 30 LED 22W/827 B	30°	22 W	80	2700 K	2359 lm
30 LED 22W/830 W 30 LED 22W/830 B	30°	22 W	80	3000 K	2823 lm
30 LED 22W/835 W 30 LED 22W/835 B	30°	22 W	80	3500 K	3080 lm
30 LED 22W/840 W 30 LED 22W/840 B	30°	22 W	80	4000 K	3322 lm
30 LED 22W/850 W 30 LED 22W/850 B	30°	22 W	80	5000 K	3322 lm
40 LED 22W/827 W 40 LED 22W/827 B	40°	22 W	80	2700 K	2359 lm
40 LED 22W/830 W 40 LED 22W/830 B	40°	22 W	80	3000 K	2823 lm
40 LED 22W/835 W 40 LED 22W/835 B	40°	22 W	80	3500 K	3080 lm
40 LED 22W/840 W 40 LED 22W/840 B	40°	22 W	80	4000 K	3322 lm
40 LED 22W/850 W 40 LED 22W/850 B	40°	22 W	80	5000 K	3322 lm
60 LED 22W/827 W 60 LED 22W/827 B	60°	22 W	80	2700 K	2359 lm
60 LED 22W/830 W 60 LED 22W/830 B	60°	22 W	80	3000 K	2823 lm
60 LED 22W/835 W 60 LED 22W/835 B	60°	22 W	80	3500 K	3080 lm
60 LED 22W/840 W 60 LED 22W/840 B	60°	22 W	80	4000 K	3322 lm
60 LED 22W/850 W 60 LED 22W/850 B	60°	22 W	80	5000 K	3322 lm
20 LED 27W/827 W 20 LED 27W/827 B	20°	27 W	80	2700 K	2895 lm
20 LED 27W/830 W 20 LED 27W/830 B	20°	27 W	80	3000 K	3465 lm
20 LED 27W/835 W 20 LED 27W/835 B	20°	27 W	80	3500 K	3780 lm
20 LED 27W/840 W 20 LED 27W/840 B	20°	27 W	80	4000 K	4077 lm
20 LED 27W/850 W 20 LED 27W/850 B	20°	27 W	80	5000 K	4077 lm
30 LED 27W/827 W 30 LED 27W/827 B	30°	27 W	80	2700 K	2895 lm
30 LED 27W/830 W 30 LED 27W/830 B	30°	27 W	80	3000 K	3465 lm
30 LED 27W/835 W 30 LED 27W/835 B	30°	27 W	80	3500 K	3780 lm
30 LED 27W/840 W 30 LED 27W/840 B	30°	27 W	80	4000 K	4077 lm
30 LED 27W/850 W 30 LED 27W/850 B	30°	27 W	80	5000 K	4077 lm

Technical details, as well as size and weight parameters were prepared as accurately as possible. All dimensions in mm. LED Lifetime Information - L90 / B10 at 25 ° C ambient temperature. A tolerance of +/- 10% applies to luminous flux and performance characteristics. Minimum color rendering indices Ra > 80 / > 90. Product images are used as an example and may differ from the original. We reserve the right to make changes in order to improve the product.

Ordering information

Model	Beam angle	System performance	CRI	Light colour White	Luminous Flux
40 LED 27W/827 W 40 LED 27W/827 B	40°	27 W	80	2700 K	2895 lm
40 LED 27W/830 W 40 LED 27W/830 B	40°	27 W	80	3000 K	3465 lm
40 LED 27W/835 W 40 LED 27W/835 B	40°	27 W	80	3500 K	3780 lm
40 LED 27W/840 W 40 LED 27W/840 B	40°	27 W	80	4000 K	4077 lm
40 LED 27W/850 W 40 LED 27W/850 B	40°	27 W	80	5000 K	4077 lm
60 LED 27W/827 W 60 LED 27W/827 B	60°	27 W	80	2700 K	2895 lm
60 LED 27W/830 W 60 LED 27W/830 B	60°	27 W	80	3000 K	3465 lm
60 LED 27W/835 W 60 LED 27W/835 B	60°	27 W	80	3500 K	3780 lm
60 LED 27W/840 W 60 LED 27W/840 B	60°	27 W	80	4000 K	4077 lm
60 LED 27W/850 W 60 LED 27W/850 B	60°	27 W	80	5000 K	4077 lm
20 LED 18W/927 W 20 LED 18W/927 B	20°	18 W	90	2700 K	1690 lm
20 LED 18W/930 W 20 LED 18W/930 B	20°	18 W	90	3000 K	2038 lm
20 LED 18W/935 W 20 LED 18W/935 B	20°	18 W	90	3500 K	2209 lm
20 LED 18W/940 W 20 LED 18W/940 B	20°	18 W	90	4000 K	2380 lm
20 LED 18W/950 W 20 LED 18W/950 B	20°	18 W	90	5000 K	2380 lm
30 LED 18W/927 W 30 LED 18W/927 B	30°	18 W	90	2700 K	1690 lm
30 LED 18W/930 W 30 LED 18W/930 B	30°	18 W	90	3000 K	2038 lm
30 LED 18W/935 W 30 LED 18W/935 B	30°	18 W	90	3500 K	2209 lm
30 LED 18W/940 W 30 LED 18W/940 B	30°	18 W	90	4000 K	2380 lm
30 LED 18W/950 W 30 LED 18W/950 B	30°	18 W	90	5000 K	2380 lm
40 LED 18W/927 W 40 LED 18W/927 B	40°	18 W	90	2700 K	1690 lm
40 LED 18W/930 W 40 LED 18W/930 B	40°	18 W	90	3000 K	2038 lm
40 LED 18W/935 W 40 LED 18W/935 B	40°	18 W	90	3500 K	2209 lm
40 LED 18W/940 W 40 LED 18W/940 B	40°	18 W	90	4000 K	2380 lm
40 LED 18W/950 W 40 LED 18W/950 B	40°	18 W	90	5000 K	2380 lm

Technical details, as well as size and weight parameters were prepared as accurately as possible. All dimensions in mm. LED Lifetime Information - L90 / B10 at 25 ° C ambient temperature. A tolerance of +/- 10% applies to luminous flux and performance characteristics. Minimum color rendering indices Ra > 80 / > 90. Product images are used as an example and may differ from the original. We reserve the right to make changes in order to improve the product.

Ordering information

Model	Beam angle	System performance	CRI	Light colour White	Luminous Flux
60 LED 18W/927 W 60 LED 18W/927 B	60°	18 W	90	2700 K	1690 lm
60 LED 18W/930 W 60 LED 18W/930 B	60°	18 W	90	3000 K	2038 lm
60 LED 18W/935 W 60 LED 18W/935 B	60°	18 W	90	3500 K	2209 lm
60 LED 18W/940 W 60 LED 18W/940 B	60°	18 W	90	4000 K	2380 lm
60 LED 18W/950 W 60 LED 18W/950 B	60°	18 W	90	5000 K	2380 lm
20 LED 22W/927 W 20 LED 22W/927 B	20°	22 W	90	2700 K	2065 lm
20 LED 22W/930 W 20 LED 22W/930 B	20°	22 W	90	3000 K	2491 lm
20 LED 22W/935 W 20 LED 22W/935 B	20°	22 W	90	3500 K	2700 lm
20 LED 22W/940 W 20 LED 22W/940 B	20°	22 W	90	4000 K	2908 lm
20 LED 22W/950 W 20 LED 22W/950 B	20°	22 W	90	5000 K	2908 lm
30 LED 22W/927 W 30 LED 22W/927 B	30°	22 W	90	2700 K	2065 lm
30 LED 22W/930 W 30 LED 22W/930 B	30°	22 W	90	3000 K	2491 lm
30 LED 22W/935 W 30 LED 22W/935 B	30°	22 W	90	3500 K	2700 lm
30 LED 22W/940 W 30 LED 22W/940 B	30°	22 W	90	4000 K	2908 lm
30 LED 22W/950 W 30 LED 22W/950 B	30°	22 W	90	5000 K	2908 lm
40 LED 22W/927 W 40 LED 22W/927 B	40°	22 W	90	2700 K	2065 lm
40 LED 22W/930 W 40 LED 22W/930 B	40°	22 W	90	3000 K	2491 lm
40 LED 22W/935 W 40 LED 22W/935 B	40°	22 W	90	3500 K	2700 lm
40 LED 22W/940 W 40 LED 22W/940 B	40°	22 W	90	4000 K	2908 lm
40 LED 22W/950 W 40 LED 22W/950 B	40°	22 W	90	5000 K	2908 lm
60 LED 22W/927 W 60 LED 22W/927 B	60°	22 W	90	2700 K	2065 lm
60 LED 22W/930 W 60 LED 22W/930 B	60°	22 W	90	3000 K	2491 lm
60 LED 22W/935 W 60 LED 22W/935 B	60°	22 W	90	3500 K	2700 lm
60 LED 22W/940 W 60 LED 22W/940 B	60°	22 W	90	4000 K	2908 lm
60 LED 22W/950 W 60 LED 22W/950 B	60°	22 W	90	5000 K	2908 lm

Technical details, as well as size and weight parameters were prepared as accurately as possible. All dimensions in mm. LED Lifetime Information - L90 / B10 at 25 ° C ambient temperature. A tolerance of +/- 10% applies to luminous flux and performance characteristics. Minimum color rendering indices Ra > 80 / > 90. Product images are used as an example and may differ from the original. We reserve the right to make changes in order to improve the product.

Ordering information

Model	Beam angle	System performance	CRI	Light colour White	Luminous Flux
20 LED 27W/927 W 20 LED 27W/927 B	20°	27 W	90	2700 K	2535 lm
20 LED 27W/930 W 20 LED 27W/930 B	20°	27 W	90	3000 K	3057 lm
20 LED 27W/935 W 20 LED 27W/935 B	20°	27 W	90	3500 K	3313 lm
20 LED 27W/940 W 20 LED 27W/940 B	20°	27 W	90	4000 K	3569 lm
20 LED 27W/950 W 20 LED 27W/950 B	20°	27 W	90	5000 K	3569 lm
30 LED 27W/927 W 30 LED 27W/927 B	30°	27 W	90	2700 K	2535 lm
30 LED 27W/930 W 30 LED 27W/930 B	30°	27 W	90	3000 K	3057 lm
30 LED 27W/935 W 30 LED 27W/935 B	30°	27 W	90	3500 K	3313 lm
30 LED 27W/940 W 30 LED 27W/940 B	30°	27 W	90	4000 K	3569 lm
30 LED 27W/950 W 30 LED 27W/950 B	30°	27 W	90	5000 K	3569 lm
40 LED 27W/927 W 40 LED 27W/927 B	40°	27 W	90	2700 K	2535 lm
40 LED 27W/930 W 40 LED 27W/930 B	40°	27 W	90	3000 K	3057 lm
40 LED 27W/935 W 40 LED 27W/935 B	40°	27 W	90	3500 K	3313 lm
40 LED 27W/940 W 40 LED 27W/940 B	40°	27 W	90	4000 K	3569 lm
40 LED 27W/950 W 40 LED 27W/950 B	40°	27 W	90	5000 K	3569 lm
60 LED 27W/927 W 60 LED 27W/927 B	60°	27 W	90	2700 K	2535 lm
60 LED 27W/930 W 60 LED 27W/930 B	60°	27 W	90	3000 K	3057 lm
60 LED 27W/935 W 60 LED 27W/935 B	60°	27 W	90	3500 K	3313 lm
60 LED 27W/940 W 60 LED 27W/940 B	60°	27 W	90	4000 K	3569 lm
60 LED 27W/950 W 60 LED 27W/950 B	60°	27 W	90	5000 K	3569 lm

Technical details, as well as size and weight parameters were prepared as accurately as possible. All dimensions in mm. LED Lifetime Information - L90 / B10 at 25 ° C ambient temperature. A tolerance of +/- 10% applies to luminous flux and performance characteristics. Minimum color rendering indices Ra > 80 / > 90. Product images are used as an example and may differ from the original. We reserve the right to make changes in order to improve the product.